



### District Report Card: 2017


<b>State:</b> Jharkhand	<b>District:</b> Palamu
<b>Class:</b> 3	<b>Subject:</b> Language
<b>Schools:</b> 61	<b>Students:</b> 959


### Participation/Coverage


#### Students

<b>GENDER</b> 	Boys		Girls	
	Number	%	Number	%
	470	49.01	489	50.99

<b>AREA</b> 	Rural		Urban	
	Number	%	Number	%
	912	95.10	47	4.90

<b>CATEGORY</b> 	SC		ST		OBC		GEN	
	Number	%	Number	%	Number	%	Number	%
	322	33.58	119	12.41	471	49.11	47	4.90

<b>CWSN</b> 	LD	VI	HI	S&LD	ID	Oth
	9	9	0	0	0	8

<b>Management</b> 	Government		Government-aided	
	Number	%	Number	%
	939	97.91	20	2.09

### Average Performance of Students in Language (%)

Overall	Gender		Area		Management		Social Group			
	Male	Female	Rural	Urban	Govt.	Aided	SC	ST	OBC	GEN
69.83	70.23	69.45	70.26	61.56	70.12	56.00	70.25	62.35	70.88	75.32

## Performance on Learning Outcomes (LOs)

Learning Outcomes	Description	Average Performance(%)
L304	Reads small texts with comprehension i.e., identifies main ideas, details, sequence and draws conclusions	71.38
L312	Reads printed scripts on the classroom walls: poems, posters, charts etc.	66.74

Range of Performance of Students who Answered Correctly							
Below 30%		30% - 50%		50% - 75%		Above 75%	
Number	%	Number	%	Number	%	Number	%
52	5.42	157	16.37	315	32.85	435	45.36

## Lowest Performing Learning Outcomes (LOs)

1 - Reads printed scripts on the classroom walls: poems, posters, charts etc. (66.74)

2 - Reads small texts with comprehension i.e., identifies main ideas, details, sequence and draws conclusions (71.38)